

**MAYOR:**  
Bradley D. Belt

**TOWN ADMINISTRATOR:**  
Stephanie Tillerson

**TOWN ATTORNEY:**  
Stafford J. McQuillin III



**MAYOR PRO TEMPORE:**  
Russell A. Berner

**COUNCIL MEMBERS:**  
E. Luke Farrell  
Madeleine Kaye  
Lance Spencer

**PUBLIC SAFETY COMMITTEE MEETING**  
Municipal Center Council Chambers  
September 18, 2025; 11:00 AM

**AGENDA**

- I. **Call to Order:**
- II. **Roll Call:**
- III. **Approval of Minutes:**
  - A. Public Safety Committee Meeting Minutes of March 13, 2025
  - B. Public Safety Committee Meeting Minutes of May 15, 2025
- IV. **Presentation:**
  - A. American Red Cross - Libby Lynskey, Community Disaster Program Manager
- V. **Agency Updates (as required)**
  - A. Charleston County Sheriff's Department
  - B. St. John's Fire District
  - C. Charleston County Emergency Medical Services
  - D. Beach Patrol
  - E. Kiawah Island Community Association
- VI. **Old Business:**
  - A. Update on the Comprehensive Public Safety Feasibility Study
- VII. **New Business:**
  - A. Three to Five Year Public Safety Strategic Plan
- VIII. **Chairman's Updates**
- IX. **Committee Members' Comments:**
- X. **Citizens' Comments:**
- XI. **Adjournment:**

# PUBLIC SAFETY COMMITTEE MEETING

Virtually Via Zoom

March 13, 2025; 11:00 AM

## Minutes

I. **Call to Order:** *Chairman Berner called the meeting to order at 11:00 am.*

II. **Roll Call:**

**Present via Zoom:** Russell Berner, Chairman  
Yvonne Johnstone  
Steve Rolando  
Adam Shubsda  
Bill Thomae

**Absent:** Jim Harrington  
Al Sines

**Also Present:** Craig Harris, *Public Safety Director*  
Captain Eubanks, *Charleston County Sheriff's Office*  
Fire Chief Kunitzer, *St. Johns Fire District*  
Assistant Chief Palawasta, *Charleston County EMS*  
Jody Forrest, *Kiawah Island Community Association*

Chairman Berner introduced the new member of the PSC, Adam Shubsda, the new Director of Security for KICA (Kiawah Island Community Association). He briefly introduced himself and expressed his excitement about joining the team.

III. **Approval of Minutes:**

A. Public Safety Committee Meeting Minutes of January 16, 2025

Mr. Thomae made a motion to approve the minutes from the January 16, 2025, meeting. Mr. Shubsda seconded the motion, and it was approved.

IV. **Agency Updates (as required)**

A. Charleston County Sheriff's Department

<b>Town of Kiawah Monthly Report</b>	<b>February</b>	<b>Year to Date</b>
Number of all Written Report (excluding accident reports)	5	10
Accident Reports – Vehicle Mishaps	10	17
Number of Calls Handle Not Requiring a Report	66	119
Number of Traffic Stops	29	39
<b>TOTAL NUMBER OF CALLS HANDLED (dispatched/self-generated)</b>	<b>110</b>	<b>185</b>
Written Warnings Issued	24	33
Traffic Citations Issued	5	6
Total Warnings and Citations Issued	29	39
Alarms	37	62
Specific Patrols Requests	132	213

Captain Eubanks provided the Sheriff Department's February monthly report, mentioning the recent traffic enforcement activities. The traffic unit blitz resulted in 155 citations and nine warnings, with an additional 48 citations and three warnings on another day. The citations were for speeding, no driver's license, expired tags, uninsured motor vehicle, driving under suspension, and DUI.

Captain Eubanks highlighted the success of the traffic enforcement efforts and expressed a desire to continue these activities in the future.

**B. St. John’s Fire District**

Kiawah Monthly										
Basic Incident Zone Number (FD1.32)	District 4				District 6					
Apparatus Resource ID (FD18.1)	E704	E706	L702	SQ701	E704	E706	L702	SQ701		
Basic Incident Type Category (FD1.21)									Count of Fire Incidents Grand Total	Percent of Count of Fire Incidents Grand Total
1 - Fire					1	1	1		3	3.13%
3 - Rescue & Emergency Medical Service Incident	7		2	9				8	32	33.33%
4 - Hazardous Condition (No Fire)	2	1	1	1		3	3		11	11.46%
5 - Service Call	3			2		2			7	7.29%
6 - Good Intent Call	3		1	2		1			7	7.29%
7 - False Alarm & False Call	5	2	6		1	11	11		36	37.50%
<b>Grand Total</b>	<b>20</b>	<b>3</b>	<b>10</b>	<b>14</b>	<b>2</b>	<b>26</b>	<b>15</b>	<b>8</b>	<b>96</b>	<b>100%</b>


Fire Chief Kunitzer provided updates on two significant incidents the St. Johns Fire District responded to: one on Key Island and another on Blue Heron Pond. The fire at the far northern end of the island, on Blue Heron Pond, was quickly contained due to a functioning alarm system. Upon arrival, the firefighters did a 360 assessment and found a fire on the back porch. They were able to get the fire under control quickly and keep it contained to the back porch, preventing any significant damage. The other fire on Caroline Shores, in Ocean Park, was called in by the property manager, who saw smoke while checking on the property. A small fire was discovered between the garage floor and the first floor, and quick actions prevented the fire from spreading.

Fire Chief Kunitzer reported on the following:

- The new style of reporting the incident statistics provides more data, including turnout times, and makes it easier to read.
- Paramedic squad 701 has been responding out of Station 4 for the last few months
- The deployment of several crews, along with the big truck, to Horry County to assist with brush fires.

Chairman Berner inquired about the cause of the fires. Fire Chief Kunitzer clarified that the fire on Carolina Shores was apparently due to rats or something chewing through wires in several spots, not the rumored EV charging stations.

**C. Charleston County Emergency Medical Services**

 <b>Charleston County EMS</b> Quick Data - Town of Kiawah		February <input type="text" value="2025"/>					
<b>Number of Days in Report: 28</b>							
<b>Countywide Response Data</b>	Overall	Bravo thru Echo	Alpha	Bravo	Charlie	Delta	Echo
Incident Arrivals	19	15	4	4	7	4	0
% of All Responses	100.00%	78.95%	21.05%	21.05%	36.84%	21.05%	(Blank)
Average Arrivals Per Day	0.68	0.54	0.14	0.14	0.25	0.14	(Blank)
Average Response Time	00:13:52	00:14:03	00:13:12	00:11:17	00:16:42	00:12:13	
Fractile	47.37%	46.67%	50%	75%	43%	25%	0%
% > 20 Minute Response	15.79%	20.00%	0.00%	25.00%	28.57%	0.00%	(Blank)
% > 30 Minute Response	5.26%	6.67%	0.00%	0.00%	14.29%	0.00%	(Blank)
Average Daily Total Staffing Hours	412.79	Average Daily Core Hours		340.9			
Transport Units Only	ALS 301.80	ADV 25.96	BLS 85.03	% Core BLS 24.79%			
Average Daily Total Unit Type Hours	Delta 75.87	Charlie 8.48	Alpha 3.81	% Core ADV 7.79%			

Assistant Chief Palawasta apologized for technical difficulties and indicated that the report on the responses to the island had been provided prior to the meeting. He highlighted the slower winter months for EMS and the expected increase in activity with the arrival of spring.

Chairman Berner asked about the response to a single-vehicle accident outside of Cassique in which a car went off the road, hitting a tree, and was reported as being seriously injured. Assistant Chief Palawasta confirmed that EMS was present and mentioned respect for protecting the patient's privacy due to HIPAA ( Health Insurance Portability and Accountability Act) regulations.

#### D. Beach Patrol

Mr. Edgerton provided an update on Beach Patrol activities:

- Ongoing hiring to prepare for the upstaffing process
- Training that began on March 1<sup>st</sup> for new hires and reoccurring employees
- The implementation of the new leash law that is now in effect, and the education campaign that occurred during the first two weeks to inform the public about the new leash law and the importance of compliance.
- The submitted statistics are more detailed and updated to reflect some of the littering and dumpster ordinance changes.

Chairman Berner inquired about the distribution of leash law violations, whether they were mostly at the Sandcastle, Beach Club, or random. Mr. Edgerton explained that the violations are evenly distributed along the beach but usually have more in more densely populated areas, like the Night Heron area and the Beachwalker area.

Chairman Berner inquired when the education campaign would end. Mr. Edgerton explained that once the long-standing March 15<sup>th</sup> effective date is reached, he felt that ample warning was given, and everyone should be in compliance by March 16th.

#### E. Kiawah Island Community Association

KICA Security Report  
Monthly Statistics: February 2024

	2022	2023	2024
Deer Related Accidents (no personal injury)	1	0	0
False Residential Alarms	2	1	1
Vehicles passed through the Main Gate	146,206	150,338	161,995
Vehicles passed through the Vanderhorst Gate	86,779	92,171	96,632

Mr. Shubsda provided an overview of KICA's February stats, including the number of passes through the main gate, non-cost passes issued, and commercial vehicle passes. Special events and covenant violations were also noted.

Mr. Shubsda provided updates on the following:

- the upcoming kickoff of the KICA Safety and Security meeting on April 7th
- His participation in the successful *Meet and Greet* with residents, which will continue to provide more community contact
- The project to install blue reflectors for fire hydrants has begun
- Road paving operations are scheduled to start on March 31 and likely last until the end of April.
- Working on KICA's emergency operation manual and looking forward to collaborating with Mr. Harris and his team on not only the preparedness efforts but also the recovery efforts.
- Baseline data collection for speed and traffic on Duneside will be provided at the next meeting

#### V. **Old Business:**

None

## VI. New Business:

### A. Review and Recommendation of the AirMedCare Network Contract Renewal

Chairman Berner stated that a recommendation from the committee to renew the AirMed contract was needed for Town Council approval.

**Mr. Thomae made a motion to recommend to the Town Council the approval of the AirMedCare contract renewal. Mr. Shubsda seconded the motion.**

Chairman Berner discussed his concern that the contract covers those who reside within the boundaries of the Town, but on the website, it includes those who are part-time residents having an official residence elsewhere. He suggested editing the proposed contract so as to include that it will also cover people who are part-time on the island, as well as renters of the homes, to duplicate the wording that's on the website. He stated that the challenge with the change was that the Town was grandfathered in a Municipal Site Plan, which AirMedCare no longer offers at the current pricing.

Chairman Berner asked for a motion to approve the conditions discussed. Mr. Thomae expressed concern about making what he considered dramatic changes to the contract, questioning if it would put the contract at risk or if AirMedCare would react with a considerable increase in the price due to the significant increase in the number of people they would have to cover, and whether AirMedCare had been contacted about making that change, which they had not. Further discussion included whether “renters” would be defined as long-term renters or renters in general, with Chairman Berner indicating the intent would be to cover all renters, not defining or limiting to certain kinds of renters. The question was raised whether it was possible to delay making a recommendation until the questions had been answered. Mr. Harris noted the expiration date of the current agreement and said that it cannot expire. It was noted that at the time of the initial contract, the price was based on 1800 residents, and that the proposed changes would at least triple or quadruple that number.

**Mr. Thomae made a motion to leave the contract as it stands, covering only full-time residents. Mr. Rolando seconded the motion. A roll call vote confirmed the unanimous approval.**

Chairman Berner voted “Aye”  
Ms. Johnstone voted “Aye”  
Mr. Rolando voted “Aye”  
Mr. Shubsda voted “Aye”  
Mr. Thomae voted “Aye”

### B. Sandy Point:

- Discussion regarding what to do or can be done with boaters who beach their boats at Sandy Point and violate Town Ordinances
- Drinking on the beach, cooking on the beach, no business license for commercial boats, open fires on the beach, dogs off the leash, walking in the dunes, sleeping overnight, bothering birds and wildlife, etc.
- Options can include:
  - Installing No Trespassing Signs
  - Increasing Staff to Enforce Ordinances
  - Placing Land in Conservation
  - Do Nothing

### C. Discussion of the consequences of the Town’s actions as well as non-action (for example, potential wildfire risk)

Chairman Berner introduced the discussion on Sandy Point, which began at the last Town Council meeting. The Mayor initiated licensing requirements for commercial boats transporting people to Sandy Point, and highlighted at the meeting were concerns about the potential risks of environmental damage, wildfire, liability exposure to the Town, and the impact on wildlife. Chairman Berner stated that the Council discussed some options, and since Sandy Point is within the Town’s jurisdiction, he

asked the committee for their ideas or suggestions on what should be done, if anything. Various suggestions are made, including increased police presence, posting no trespassing signs, and monitoring the area for commercial activity. There was an in-depth discussion of the Sheriff's Office's Marine Patrol conducting drive-byes to deter activity and monitor the situation.

Mr. Edgerton discussed that Sandy Point is not a no-trespassing area but is under the jurisdiction of the town, with only state statutes enforceable, not necessarily the town ordinances. He noted that Marine Patrol goes through there pretty regularly, especially during the season, that Beach Patrol does respond if there is a call, and if requested, could coordinate patrolling that area. On the issue of wildfires, Fire Chief Kunitzer added that the STJFD has a fireboat with some small fire capabilities. He noted that his personal experiences while spending time at Sandy Point on his boat were mostly family activities, with occasional larger groups there as well as commercial vessels. There was further discussion of efforts that have been taken to stop the commercial access and the current Town ordinances that are enforceable, but only by Town Enforcement Officers, unless the state statutes mirror them.

Following the discussion, Chairman Berner requested that Captain Eubanks ask the Marine Patrol to do the drive-byes and report any feedback.

**D. Discussion of the Creation of a Joint Sub-Committee with the Environmental Committee**

**E. Discussion Regarding Installation of a No U-Turn Sign at Kiawah Island Parkway Bridge Parking Area**

Chairman Berner began the discussion regarding the installation of a No-U-Turn sign at the Parkway bridge by stating that there had been numerous comments and complaints about near accidents, where people who are driving onto the island do a U-turn in front of traffic so they can park at that parking area at the bridge. He asked the committee for ideas for what could be done to prevent the U-turns, if anything. Discussion included whether there have been incidents at that location, if signs are put out for enforcement, what kind of enforcement, and who would be enforcing it, needs to be considered. It was agreed to monitor the situation and revisit it if necessary.

**VII. Chairman's Updates**

None

**VIII. Committee Members' Comments:**

None

**IX. Citizens' Comments:**

None

**X. Adjournment:**

***Mr. Thomae made a motion to adjourn the meeting at 12:16 pm. Mr. Rolando seconded the motion, and it was unanimously approved.***

Submitted by,

---

**Petra S. Reynolds, Town Clerk**

---

**Date**

# PUBLIC SAFETY COMMITTEE MEETING

Municipal Center Council Chambers

May 15, 2025; 11:00 AM

## Minutes

I. **Call to Order:** *Chairman Berner called the meeting to order at 11:00 am.*

II. **Roll Call:**

**Present:** Russell Berner, Chairman  
Adam Shubsda

**Absent:** Yvonne Johnstone  
Jim Harrington  
Steve Rolando  
Al Sines  
Bill Thomae  
Craig Harris, *Public Safety Director*

**Also Present:** Captain Eubanks, *Charleston County Sheriff's Office*  
Deputy Chief Henson, *St. Johns Fire District*  
Deputy Chief Winn, *Charleston County EMS*  
Jody Forrest, *Kiawah Island Community Association*

Chairman Berner stated that two members were present, which did not constitute a quorum. He noted that while all agenda items could be discussed, they could not make any decisions or approve the meeting minutes due to the lack of a quorum.

III. **Approval of Minutes:**

A. Public Safety Committee Meeting Minutes of March 13, 2025

The approval of the March 13, 2025, Public Safety Committee meeting minutes was skipped due to a lack of quorum.

IV. **Presentation:**

A. SC State Fire Chief - Chief Chad Beam

Deputy Chief Henson of St. John's Fire District (STJFD) introduced Chief Chad Beam, Assistant State Fire Marshal over Emergency Response.

Chief Beam provided an overview of the State Fire's role in disaster response and their programs:

- State Fire has three divisions: Fire Marshal's Office, Fire Academy, and Emergency Response.
- The Urban Search and Rescue (USAR) program consists of 6 teams in South Carolina, including a large Type 1 team in Columbia and five regional teams.
- For hurricane response, resources are pre-staged and deployed when wind conditions are within safe parameters (45 mph sustained, 65 mph gusts).
- The Firefighter Mobilization program allows any fire department or emergency agency to request resources after exhausting local mutual aid.
- The Helicopter Aquatic Rescue Team (HART) is a partnership with the National Guard, providing air rescue capabilities.

Chief Beam detailed South Carolina's Urban Search and Rescue capabilities, consisting of six teams: A Type 1 team in Columbia and five regional teams located in Charleston (South Carolina Task Force 3, hosted by the City of Charleston Fire Department), Myrtle Beach, Hilton Head Island, Columbia, and Greenville. He emphasized the teams' self-sufficiency: regional teams for three days and the Type 1 team for 14 days. The Type 1 team deploys with four 18-wheelers, 19 vehicles, eight boats, and

complete infrastructure, including sleeping quarters, HVAC, bathrooms, and water purification systems.

Chief Bam explained that "As soon as you guys get eyed up for a hurricane or anything else, we're going to start moving or pre-stage resources." The North Charleston Coliseum often serves as a staging area, with deployment of the requested resources occurring when winds drop below 45 mph sustained and 65 mph gusts.

The Helicopter Aquatic Rescue Team, a partnership between State Fire and the National Guard since 2009, has completed over 150 rescues using Black Hawk and Lakota airframes. They've previously used John's Island Airport (JZI) as a staging area.

Chief Beam also described the Firefighter Mobilization Program, which activates when local mutual aid is exhausted. He cited the recent Table Rock fire as their largest mobilization in program history, deploying 1,000 firefighters and 400 fire trucks statewide. Three weeks prior, they had mobilized 400 firefighters and 200 fire trucks to Horry County.

"There are very few things we don't have the capability of, and that's something we pride ourselves on." Chief Beam concluded, emphasizing that these resources are available at no cost to local agencies and can be requested through Saint John's Fire Department and Charleston County EOC.

When Chairman Berner asked about the organization's involvement in preventive measures for fires like Table Rock, Chief Beam clarified that forest management falls under the Forestry department's jurisdiction. He noted that the severity of the Table Rock fire was due to hurricane debris blocking access roads and preventing ground crews from entering. This necessitated extensive aerial operations, including eight drops from a Very Large Air Tanker (VLAT) DC-10 at approximately \$100,000 per drop, plus six helicopters conducting water drops.

Chairman Berner also inquired about access to remote areas on the island in case of wildfires. Chief Beam explained that aviation resources would be available through SLED's new Bell 412 helicopter for initial response, with potential escalation to National Guard Black Hawks or Chinooks. Large air tankers require classification as a "large incident" and are allocated through a national competitive bidding process each morning.

**V. Agency Updates (as required)**

**A. Charleston County Sheriff's Department (CCSO)**

<b>Town of Kiawah Monthly Report</b>	<b>April</b>	<b>Year to Date</b>
Number of all Written Report (excluding accident reports)	10	31
Accident Reports – Vehicle Mishaps	7	29
Number of Calls Handle Not Requiring a Report	53	264
Number of Traffic Stops	39	197
<b>TOTAL NUMBER OF CALLS HANDLED (dispatched/self-generated)</b>	<b>109</b>	<b>521</b>
Written Warnings Issued	35	178
Traffic Citations Issued	4	19
Total Warnings and Citations Issued	39	197
Alarms	16	103
Specific Patrols Requests	597	1443

Captain Scott Eubanks reported increased CCSO activity on the island in response to specific patrol requests. He highlighted the implementation of halo lights on patrol vehicles as a deterrent measure and emphasized increased patrol movement rather than stationary positioning. Specific patrol requests increased from 134 in January to 597 in April.

Chairman Berner inquired about "incident of past theft" terminology in the reports. Captain Eubanks explained that these refer to incidents discovered and reported after occurrence, typically when homeowners return after an absence and report thefts within a date range. Two such incidents were noted at Blue Heron Road and the Sanctuary.

**B. St. John's Fire District (STJFD)**

Kiawah Monthly											
Basic Incident Zone Number (FD1.32)	District 4				District 6						
Apparatus Resource ID (FD18.1)	E704	E706	L702	SQ701	E704	E706	L702	SQ701			
Basic Incident Type Category (FD1.21)									Count of Fire Incidents Grand Total	Percent of Count of Fire Incidents Grand Total	
1 - Fire	2	2	2	2	1					9	7.89%
3 - Rescue & Emergency Medical Service Incident	15		2	11	1	4		5		38	33.33%
4 - Hazardous Condition (No Fire)	1	1	1		1	1				5	4.39%
5 - Service Call						1				1	0.88%
6 - Good Intent Call	4		2	2	1					9	7.89%
7 - False Alarm & False Call	15	1	13		4	9	10			52	45.61%
<b>Grand Total</b>	<b>37</b>	<b>4</b>	<b>20</b>	<b>15</b>	<b>5</b>	<b>17</b>	<b>11</b>	<b>5</b>		<b>114</b>	<b>100%</b>

Deputy Chief Henson reported 114 total incidents on the island in April, broken down between Station 4 (Sora Rail) and Station 6 (Ocean Course). The majority were false alarms and EMS incidents.

Chief Henson detailed a structure fire on Burroughs Hall in early April, where first units arrived within four minutes of dispatch. The fire was contained to a screened-in porch area, preventing extension into the home. Investigators could not rule out a refrigerator appliance in the porch area as the potential origin.

Chief Henson announced that on April 24th, STJFD achieved Advanced Life Support (ALS) licensure from the Department of Public Health. This positions Squad 701 at Station 4, staffed 24/7 with ALS providers, to supplement Charleston County EMS services. "What that does do, particularly when Charleston County EMS units may be transporting somebody or they're on another call, it provides another ALS provider outside of just Beach Patrol that can provide that care if needed," he explained. The program will expand throughout the district according to its implementation plan with the Department of Public Health.

**C. Charleston County Emergency Medical Services**

Countywide Response Data		Overall	Bravo thru Echo	Alpha	Bravo	Charlie	Delta	Echo	
Incident Arrivals	18	13	5	7	3	3	0		
% of All Responses	100.00%	72.22%	27.78%	38.89%	16.67%	16.67%	(Blank)		
Average Arrivals Per Day	0.60	0.43	0.17	0.23	0.10	0.10	(Blank)		
Average Response Time	00:12:53	00:11:24	00:16:43	00:12:26	00:10:56	00:09:30			
Fractile	50.00%	53.85%	40%	43%	67%	67%	0%		
% > 20 Minute Response	16.67%	15.38%	20.00%	28.57%	0.00%	0.00%	(Blank)		
% > 30 Minute Response	0.00%	0.00%	0.00%	0.00%	0.00%	0.00%	(Blank)		
Average Daily Total Staffing Hours <small>Transport Units Only</small>	422.12	Average Daily Core Hours						350.1	
Average Daily Total Unit Type Hours	ALS 262.28	ADV 40.86	BLS 118.98	% Core BLS				34.37%	
	Delta 75.68	Charlie 17.00	Alpha 0.78	% Core ADV				11.53%	

Deputy Chief Winn reported March statistics for Kiawah: 24 calls with 19 transports. April showed 18 calls with 14 transports. For a system-wide perspective, she processed approximately 5,500 medical calls each month in March and April.

Deputy Chief Winn detailed her workforce of 190 field personnel with 20 supervisors, including 93 basic EMTs, 21 advanced EMTs, and 76 paramedics distributed county-wide.

Deputy Chief Winn explained their response time goals: Delta/Echo calls (high priority) target 8 minutes 59 seconds; Bravo calls target 14 minutes 59 seconds; Alpha calls (non-emergency) target 19 minutes 59 seconds. She emphasized her personal goal of reaching all calls within 20 minutes, noting they're generally achieving these targets.

When questioned about hospital transport decisions, Deputy Chief Winn explained the medical

society's 50-year policy of patient choice among Charleston's hospitals, with exceptions for specialized care. MUSC serves as the only Level 1 trauma center, requiring transport there for state-criteria trauma cases. For cardiac arrest patients who cannot speak for themselves, transport decisions prioritize facilities capable of interventional cardiology (stent placement), limiting options to Roper or MUSC rather than St. Francis.

Regarding the new MUSC facility, Deputy Chief Winn clarified that it will be a standalone ER without surgical capability. For major trauma on Kiawah, transport would bypass this facility for the main MUSC hospital, though they might stop briefly for emergency airway management if needed before continuing transport.

**D. Beach Patrol**

April 2025 Beach Patrol Activity					
Enforcement	Subcategory	Verbal Warning	Written Warning	Citation	Violation Total
	Alcohol 15-208				0
	Alligator 15-501				0
	Assault   Resisting CEO 15-301				0
	Beach Fire 15-105				0
	Beach Storage 16-805				0
	Beach Vehicles 16-302b	9			9
	Beached Boat 16-803	1			1
	Beachfront Lighting 16-105				0
	Bike Path 15-302	4			4
	Build Permit				0
	Business License				0
	Camping   Sleeping 16-808				0
	Critical Habitat 16-604	12			12
	Disorderly 15-204				0
	Drone 7-302	1		1	2
	Dumpster Cover 15-216e				0
	Dune 16-304	42			42
	Fireworks 15-209				0
	Flashlights 16-107				0
	Glass 16-818	14			14
	Harass Animal 16-810				0
	Leash 7-201	55	10	3	68
	Littering 15-212				0
	Narcotics 15-213				0
	Noise 15-306				0
	Nudity 16-806				0
	Other				0
	Personal Article Storage 8-119				0
	Plastic 14-402	1			1
	Scavenging   Dumping 8-108				0
	Shovel 16-409	5			5
	STR Bikes   Beach Gear 14-506f	1			1
	STR Parking 14-506d				0
	STR Parking 14-506d(1)				0
	STR Parking 14-506d(5)				0
	STR Trash 14-506e(1)				0
	Swim Wade 15-314				0
	TOKI Parking 13-103				0
	Transport Cover 15-216d				0
	Trespass 15-119				0
	Waste Container 15-216f				0
	<b>Total:</b>	<b>145</b>	<b>10</b>	<b>4</b>	<b>159</b>

April 2025 Evening Enforcement Activity					
Enforcement	Subcategory	Verbal Warning	Written Warning	Citation	Violation Total
	Alcohol 15-208	10			10
	Alligator 15-501				0
	Assault   Resisting CEO 15-301				0
	Beach Fire 15-105				0
	Beach Storage 16-805		2		2
	Beach Vehicles 16-302b	1			1
	Beached Boat 16-803				0
	Beachfront Lighting 16-105				0
	Bike Path 15-302	3			3
	Build Permit				0
	Business License				0
	Camping   Sleeping 16-808				0
	Critical Habitat 16-604	2			2
	Disorderly 15-204				0
	Drone 7-302				0
	Dumpster Cover 15-216e				0
	Dune 16-304	1			1
	Fireworks 15-209				0
	Flashlights 16-107				0
	Glass 16-818	2			2
	Harass Animal 16-810				0
	Leash 7-201	6	5	3	14
	Littering 15-212	11	11		22
	Narcotics 15-213				0
	Noise 15-306	8			8
	Nudity 16-806				0
	Other				0
	Personal Article Storage 8-119	1	7		8
	Plastic 14-402				0
	Scavenging   Dumping 8-108				1
	Shovel 16-409				1
	STR Bikes   Beach Gear 14-506f	2		1	20
	STR Parking 14-506d		17		2
	STR Parking 14-506d(1)		2		0
	STR Parking 14-506d(5)				0
	STR Trash 14-506e(1)				0
	Swim Wade 15-314				0
	TOKI Parking 13-103				0
	Transport Cover 15-216d				0
	Trespass 15-119				0
	Waste Container 15-216f				0
	<b>Total:</b>	<b>48</b>	<b>44</b>	<b>4</b>	<b>96</b>

Mr. Edgerton reported that Beach Patrol started training on March 1st and has been continuously training since then. New rookies need 164 hours of training before they can be deployed on the beach, not including familiarization and orientation. Returning employees must complete 76 hours of annual recertification training. The organization is now fully staffed, and training is expected to be completed within two weeks.

Mr. Edgerton announced that May 19-26 would be observed as National Beach Safety Week, in partnership with the United States Lifesaving Association, with a mayoral proclamation requested for the event.

Mr. Edgerton provided details about a water rescue response earlier in the week near Public Beach Access 5. Although the incident was ultimately unfounded, the report of a body in the surf prompted a major multi-agency response, including St. John's Marine 701, Coast Guard boats and aircraft, and city resources conducting area saturation searches.

Mr. Edgerton mentioned an increase in stingray activity compared to previous years, advising beachgoers to stay alert.

Mr. Edgerton stated that statistics showed 206 leash law violations out of a total of 384 violations. He attributed the higher numbers partly to the ordinance change that moved the leash law enforcement dates two weeks earlier, without updating the signage on beaches. Despite efforts to promote awareness through e-blasts and media, the physical signs on the beach did not reflect the changes, which may have led to intentional violations or a lack of awareness.

"I don't have a sense that it's more visitors that are violators than there are owners," Mr. Edgerton stated. "I think people play the odds and hope that they don't get caught or they can talk their way out of it." Among the violations, 191 received verbal warnings, 12 received written warnings, and three resulted in citations. Mr. Edgerton explained that citations are issued when individuals refuse education about the law or are caught violating the law after warnings. He noted that violation numbers have begun to level off this week.

**E. Kiawah Island Community Association**

**KICA Security Report**  
Monthly Statistics: April 2025

	2023	2024	2025
Deer Related Accidents (no personal injury)	01	0	0
False Residential Alarms	0	0	2
Vehicles passed through the Main Gate	189,358	208,773	216,190
Vehicles passed through the Vanderhorst Gate	114,069	130,656	114,372

Mr. Shubsda, Director of Safety and Security, introduced Operations Director Jody Forrest and Security Manager Daryl Smalls. He announced that the new Safety Manager, Rob Fife, who was recently certified as a CPR/AED train-the-trainer, will offer CPR certification to the community.

Mr. Shubsda reported requesting additional sheriff's deputies for May to assist with speed enforcement during increased seasonal traffic. KICA will deploy bike patrols on paths to address e-bike and other violations. Mosquito abatement begins Friday from 4-6 PM.

Mr. Shubsda reported that statistics showed vehicle entries up 5% from last year (approximately 7,500 vehicles), commercial passes up 210, special event passes up 325, and four-wheel day passes up 580 from April 2024. Total covenant violations increased by 40 from last year.

**VI. Old Business:**

None

**VII. New Business:**

**A. Hurricane Preparedness Tabletop Exercise Planned for May 30<sup>th</sup>**

Chairman Berner confirmed that all agencies would attend the May 30th tabletop exercise and inquired if any agency required anything from the Town in preparation.

**B. CERT Activation Protocol**

- Updates by Craig Harris and Others.

Chairman Berner reported ongoing discussions with Fire Chief Kunitzer about activating CERT during nighttime hours. This remains an open action item without resolution at this time.

**C. Swim Across America Scheduled for June 8, 2025**

Chairman Berner announced the event scheduled for Saturday, June 8th, and asked if agencies needed Town support for preparation. No specific needs were identified.

**VIII. Chairman's Updates**

Chairman Berner raised concerns about bicyclists not stopping at the Cassique intersection, noting this was brought to the Town Council but required a Public Safety Committee recommendation for action. He explained that Cassique residents lack the internal bike network experience of Kiawah Island, creating safety concerns when bikes stream across the entrance without stopping.

Chairman Berner proposed adding signage reading "Dangerous Intersection Ahead. Please Stop" or similar wording. He noted his personal practice of slowing at intersections, expecting bikes to "dart out."

Adam Shubsda acknowledged occasionally observing stop sign violations and supported additional informational signage for the community, though implementation requirements were unclear.

Due to a lack of quorum, formal committee recommendation approval must wait until next month's meeting.

**IX. Committee Members' Comments:**

None

**X. Citizens' Comments:**

None

**XI. Adjournment:**

*Chairman Berner adjourned the meeting at 11:43 am.*

**Submitted by,**

\_\_\_\_\_  
**Petra S. Reynolds, Town Clerk**

\_\_\_\_\_  
**Date**

St. Johns Fire District



Monthly Report

August 2025



# Numbers at a glance

**Total Incidents: 94**

**Station 4: 55**

**Station 6: 39**

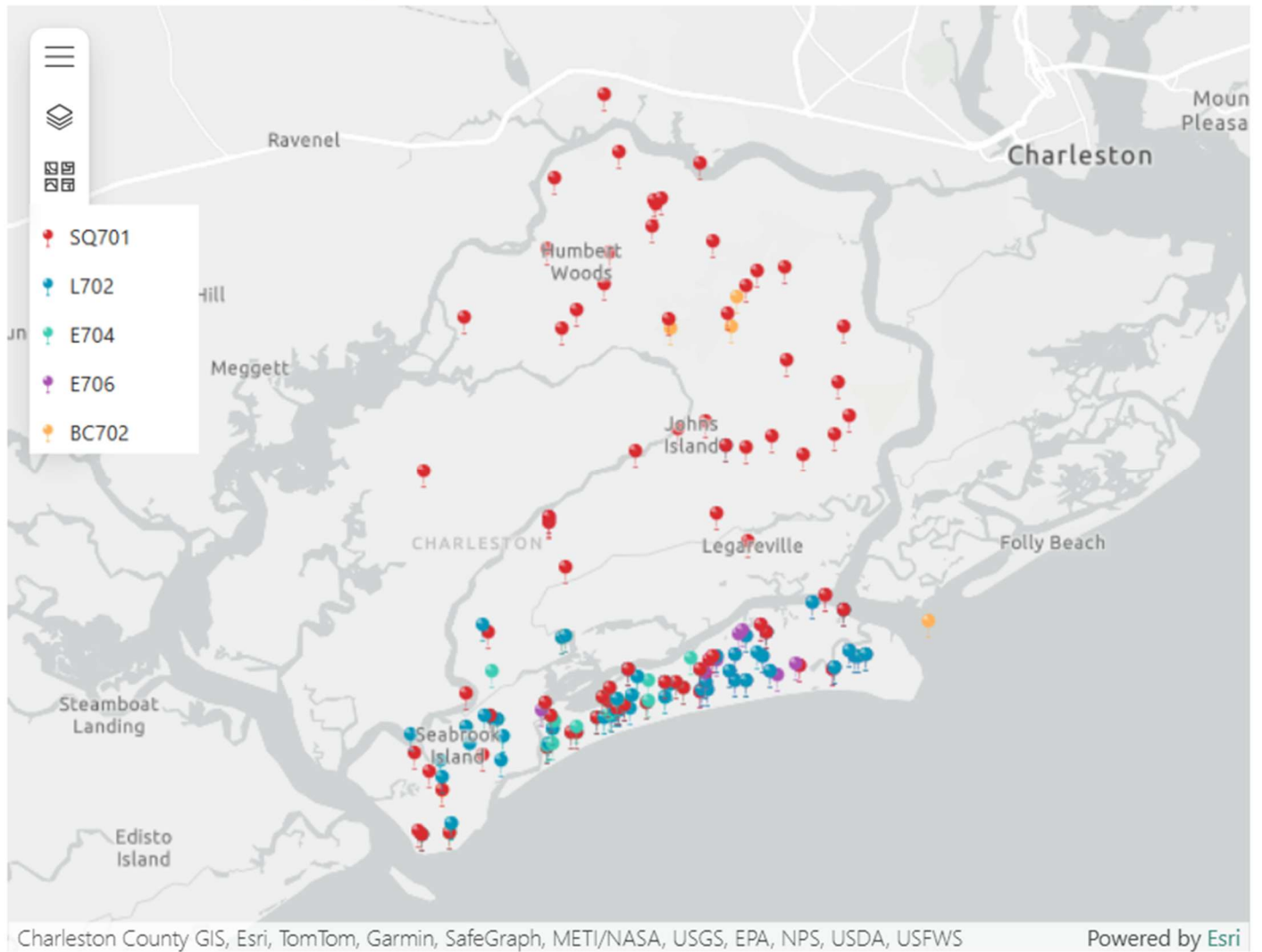
- **Rescue & Emergency Medical Service Incidents: 39**
  - **Fire/False Alarm Incidents: 34**

## Noteworthy Incidents

No notes for August

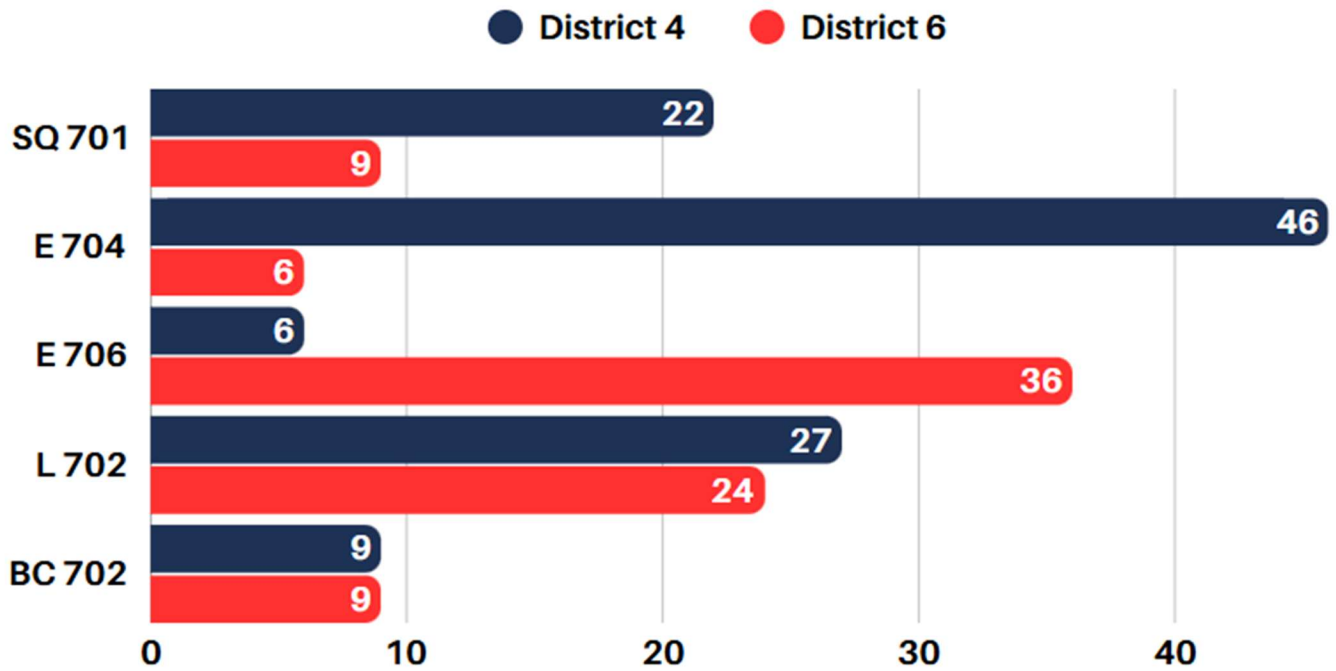
# Area of Incidents

## Kiawah Response Map August 2025

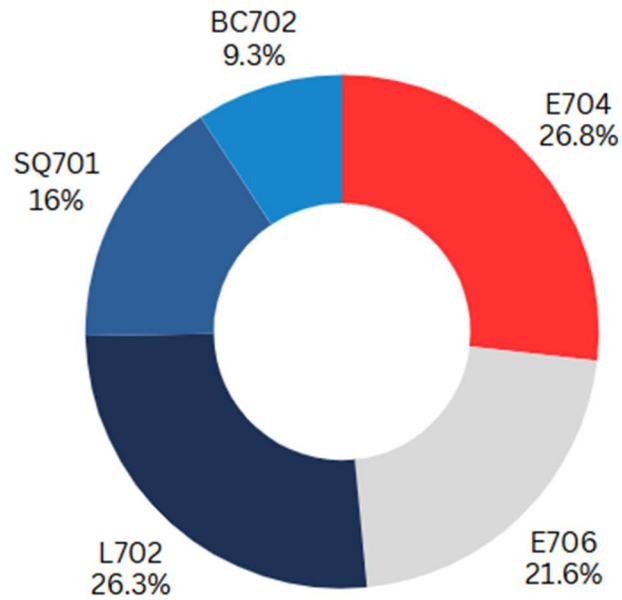


Basic Incident Zone Number (FD1.32)	District 4					District 6					Percent of Count of Fire Incidents Grand Total
	BC702	E704	E706	L702	SQ701	BC702	E704	E706	L702	SQ701	
1 - Fire	2	1	2	2	2			1			5.15%
2 - Overpressure Rupture, Explosion, Overheat (No Fire)						1	1	1	1	1	2.58%
3 - Rescue & Emergency Medical Service Incident		20		6	16	2		12	1	7	32.99%
4 - Hazardous Condition (No Fire)	2	1	1	2		2	1	2	2		6.70%
5 - Service Call		5		1							3.09%
6 - Good Intent Call	1	4	1	2	3			1		1	6.70%
7 - False Alarm & False Call	4	14	2	13		4	4	19	20		41.24%
8 - Severe Weather & Natural Disaster		1		1	1						1.55%
<b>Grand Total</b>	<b>9</b>	<b>46</b>	<b>6</b>	<b>27</b>	<b>22</b>	<b>9</b>	<b>6</b>	<b>36</b>	<b>24</b>	<b>9</b>	<b>100%</b>

# Number of Incidents by District per unit



# Percentages of calls per unit



# Unit Performance Summary

Average Performance Summary by Unit  
Aug 01, 2025 12:00 AM to Aug 31, 2025 11:59 PM

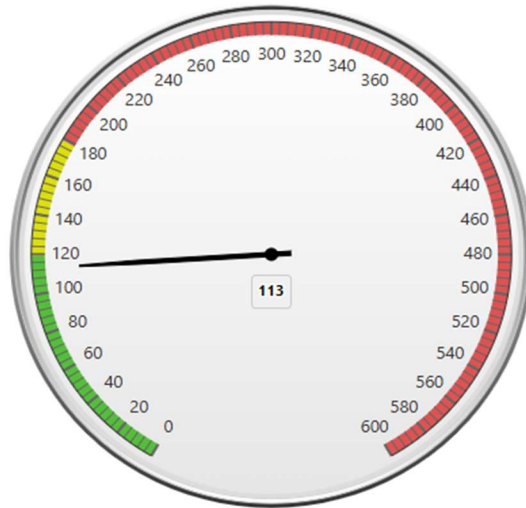
Unit	Count	Turnout	Travel	Total Response	Scene	Total Time to Clear	Total Time on Task
BC702	31	00:01:04	00:06:58	00:08:15	00:19:17	00:15:45	00:15:45
E704	58	00:01:08	00:05:19	00:06:31	00:12:33	00:16:18	00:16:19
E706	43	00:01:12	00:05:54	00:07:05	00:14:15	00:19:16	00:19:16
L702	67	00:01:16	00:05:55	00:07:20	00:11:50	00:12:43	00:12:43
SQ701	84	00:01:10	00:07:54	00:08:50	00:16:58	00:14:41	00:15:15

90th Percentile Performance Summary by Unit  
Aug 01, 2025 12:00 AM to Aug 31, 2025 11:59 PM

Unit	Count	Turnout	Travel	Total Response	Scene	Total Time to Clear	Total Time on Task
BC702	31	00:01:53	00:12:48	00:12:51	00:30:20	00:30:23	00:30:23
E704	58	00:01:44	00:07:11	00:08:58	00:21:38	00:28:38	00:28:38
E706	43	00:01:40	00:09:23	00:10:22	00:25:40	00:30:15	00:30:15
L702	67	00:01:52	00:09:54	00:11:49	00:31:12	00:18:51	00:18:51
SQ701	84	00:01:58	00:13:02	00:14:20	00:28:03	00:30:11	00:30:35

## Unit 90th Percentile Turnout Time (Seconds)

Aug 01, 2025 12:00 AM to Aug 31, 2025 11:59 PM



Last Month Turnout Time was **118.3**



# Charleston County EMS

## Quick Data - Town of Kiawah



August

2025

Number of Days in Report: 31

### Countywide Response Data

	Overall	Bravo thru Echo	Alpha	Bravo	Charlie	Delta	Echo
Incident Arrivals	33	24	9	8	7	8	1
% of All Responses	100.00%	72.73%	27.27%	24.24%	21.21%	24.24%	3.03%
Average Arrivals Per Day	1.06	0.77	0.29	0.26	0.23	0.26	0.03
Average Response Time	00:15:05	00:13:17	00:19:51	00:13:20	00:12:52	00:14:03	00:09:37
Fractile	48.48%	50.00%	44%	50%	71%	25%	100%
% > 20 Minute Response	15.15%	8.33%	33.33%	12.50%	0.00%	12.50%	0.00%
% > 30 Minute Response	6.06%	0.00%	22.22%	0.00%	0.00%	0.00%	0.00%
Average Daily Total Staffing Hours	463.52	Average Daily Core Hours					390.0
Transport Units Only	ALS 287.03	ADV 49.21	BLS 127.28	% Core BLS			32.57%
Average Daily Total Unit Type Hours	Delta 80.22	Charlie 16.12	Alpha 3.63	% Core ADV			12.39%

Hour	Arrivals	Avg Resp Time	Fractile
0	0		0.00%
1	1	00:13:24	100.00%
2	2	00:18:35	0.00%
3	0		0.00%
4	0		0.00%
5	0		0.00%
6	2	00:11:54	50.00%
7	0		0.00%
8	1	00:14:51	100.00%
9	0		0.00%
10	3	00:14:43	33.33%
11	3	00:16:46	66.67%
12	4	00:17:31	25.00%
13	0		0.00%
14	2	00:12:19	50.00%
15	3	00:09:22	66.67%
16	1	00:12:05	100.00%
17	1	00:13:58	0.00%
18	2	00:12:12	100.00%
19	3	00:14:02	66.67%
20	4	00:19:16	25.00%
21	1	00:21:28	0.00%
22	0		0.00%
23	0		0.00%

### Transport Units Available per Hour

0600	0700	0800	0900	1000	1100	1200	1300	1400	1500	1600	1700
15.65	15.87	17.61	18.69	21.53	22.71	23.19	23.19	23.32	23.32	22.56	21.16
1800	1900	2000	2100	2200	2300	0000	0100	0200	0300	0400	0500
22.65	23.76	21.59	19.25	17.42	16.32	15.45	15.45	15.10	15.10	15.76	16.85

# 22

Transports

Transport Rate

Transported / Arrived 66.67%

Note:

- 1) "0%" for fractile may be due to no calls during that period
- 2) Incidents counted are those in which CCEMS arrived or staged

# KICA Security Report

## Monthly Statistics: August 2025

	<b>2023</b>	<b>2024</b>	<b>2025</b>
Deer Related Accidents (no personal injury)	0	1	0
False Residential Alarms	2	5	0
Vehicles passed through the Main Gate	206,389	201,039	206,489
Vehicles passed through the Vanderhorst Gate	115,371	102,028	111,427

### Non-Cost Passes Issued by Type

Day	3,644	4,186	4,341
Owner/Owner Guest	1,258	1,041	1,580
Renter	1,160	1,094	1,383
Commercial	1,488	1,481	1,425
Employee Paper Passes	69	83	48
Employee Decals	17	18	52
Special Events	414	379	825

### Cost Passes Issued by Type

4 Wheel Decal	208	229	233
6 Wheel Decal	17	13	20
7+ Wheel Decal	3	7	11
Commercial Employee Decal	48	53	40
4 Wheel Day Pass	2,107	2,243	2,734
6 Wheel Day Pass	405	117	534
7+ Wheel Day Pass	131	142	171

### Covenant Violations

Verbal Contacts	53	144	87
Written Warnings	8	22	37
Penalty Citations	62	179	87
Total Violations	123	345	211



**Kiawah Island**  
 23 Beachwalker Drive  
 Kiawah Island, SC 29455  
**Cases - Breakdown by Type (with Previous Trends)**

Selected Month/Year: Aug/2025

Case Type	Month Total	Month Total (Previous Year)	Trend	YTD	YTD (Previous)	Trend
911 Hang Up	0	0	0	0	0	0
Assault	1	0	▲ 1	1	1	0
Assist	9	2	▲ 7	12	2	▲ 10
Bicycle Accident	0	0	0	3	1	▲ 2
Boat/Water Accident	0	0	0	1	0	▲ 1
Bomb Threat	0	0	0	0	0	0
Burglary	1	0	▲ 1	2	1	▲ 1
Burglary Alarm	1	1	0	1	1	0
Covenant or Policy Violation	17	0	▲ 17	237	86	▲ 151
Death	1	0	▲ 1	1	0	▲ 1
Disabled Vehicle	7	6	▲ 1	34	25	▲ 9
Disorderly Conduct	2	0	▲ 2	6	0	▲ 6
Domestic Issues	0	0	0	1	2	▼ 1
E-Bikes	2	0	▲ 2	5	0	▲ 5
Escort	0	2	▼ 2	7	5	▲ 2
Fire	3	4	▼ 1	13	12	▲ 1
Fire Alarm	24	32	▼ 8	190	132	▲ 58
Gas Leak	4	1	▲ 3	11	10	▲ 1
Intoxicated Person	1	1	0	2	1	▲ 1
Irrigation Damage	3	1	▲ 2	8	5	▲ 3
Juvenile Delinquency	0	0	0	0	0	0
KICA Property Evaluation	5	1	▲ 4	8	1	▲ 7
Lost/Found Property	1	3	▼ 2	7	6	▲ 1
Medical Call	30	17	▲ 13	170	164	▲ 6
Miscellaneous	13	7	▲ 6	628	1383	▼ 755



Missing Animal	0	3	▼ 3	4	3	▲ 1
Missing Person	1	1	▬ 0	6	4	▲ 2
Noise Complaint	11	2	▲ 9	59	28	▲ 31
Parking Complaint	0	6	▼ 6	22	48	▼ 26
Property Check	5	206	▼ 201	297	206	▲ 91
Property Damage	4	7	▼ 3	49	60	▼ 11
Resident Complaint	1	2	▼ 1	23	16	▲ 7
Service Call	4	3	▲ 1	33	24	▲ 9
Spill Response	0	1	▼ 1	0	1	▼ 1
Stolen/Missing Vehicle	0	0	▬ 0	0	0	▬ 0
Suspicious Activity	1	2	▼ 1	7	4	▲ 3
Theft	0	3	▼ 3	9	8	▲ 1
Trash (Illegal Dumping)	1	0	▲ 1	1	0	▲ 1
Trespassing	0	0	▬ 0	3	2	▲ 1
Unsecured Premises	2	1	▲ 1	2	1	▲ 1
Vandalism	1	2	▼ 1	7	4	▲ 3
Vehicle Accident	3	2	▲ 1	24	17	▲ 7
Weather Event	10	117	▼ 107	15	117	▼ 102
Wildlife Encounters	12	12	▬ 0	78	71	▲ 7
<b>Totals:</b>	<b>181</b>	<b>448</b>		<b>1987</b>	<b>2452</b>	